DIFFERENTIAL PRESSURE TRANSMITTER

for liquids and gases
piezoresistive stainless steel sensor
Accuracy acc. to IEC 60770 - 0,5 % FSO
Measuring ranges 0… 20 mbar up to 0...16 bar

SUKU
DRUCK & TEMPERATUR

Applications
Plant engineering
Machine engineering
Water (Filter and flow measurement)

Type	5358	Optionen
Measuring ranges	0...20 mbar up to 0...16 bar	
Accuracy	0,5 % FSO acc. to IEC 60770 (Limit point adjustment - non-linearity, hysteresis, repeatability)	
Perm. static pressure	one-side max. 30-fold of the differential pressure range	
Input pressure range [bar]	Nom. pressure: 0,2 / 0,4 / 1 / 2,5 / 6 / 16 Differential pressure range: 0...0,2 up to 0...0,02 / 0...0,4 up to 0...0,04 / 0...1 up to 0...0,1 / 0...2,5 up to 0...0,25 / 0...6 up to 0...0,6 / 0...16 up to 0...1,6 stat. press. max.: 0,5 / 1 / 3 / 6 / 20 / 60	
Output signal / supply	4...20 mA, 2-wire U_B = 12...36 V_{DC}	4...20 mA, 2-wire U_B = 14...28 V_{DC} 0...10 V, 3-wire U_B = 14...36 V_{DC}
Permissible load	Current 2-wire: $R_{max}=[(U_B-U_{Bmin})/0{,}02\ A]\ \Omega$ Voltage 3-wire: $R_{min}=10k\Omega$	
Influence effects	Supply: 0,05% FSO/10 V, load: 0,05% FSO/kΩ	
Long term stability	≤ ± 0,2% FSO / year at reference conditions	
Response time	< 5 ms	
Thermal effects relating to nominal pressure range (Offset and span)	Nominal pressure PN (bar): 0,2 / 0,4 / ≥1,0 Tolerance band (%FSO): ≤± 2,5 / ≤± 2 / ≤± 1,5 TC average (% FSO/10K): ± 0,4 / ± 0,3 / ± 0,2 in compensated range: 0...50 / 0...50 / 0...70	
Temperatures	Medium: -25°C...125°C Ambient/ electronics: -25°C...85°C, storage: -40°C...100°C	
Electrical protection	permanent short-circuit protect., reverse polarity protection, Electromagnetic compatibility: emitted interference and immunity to	
Mechanical stability	Vibration 10 g RMS (20...2000 Hz), Shock 100 g / 11 ms	
Materials	Pressure connection: 1.4404, G1/2 EN 837 Case: Aluminium, black anodized Seals (media wetted): FKM Diaphragm: 1.4435	G1/4 female, others on request other seal material on request
Current consumption	Signal output current max. 25 mA / - voltage max. 7 mA	
Weight	approx. 250 g	
Operating life	100 millions load cycles	
Protection	IP 65	
CE-conformity	EMV-Directive: 2014/30/EU	
Option Ex-approvals	only for 4...20 mA / 2 -wire	

Type 5358

Dimensional drawing Dimensions in mm

Mechanical connection standard G1/2

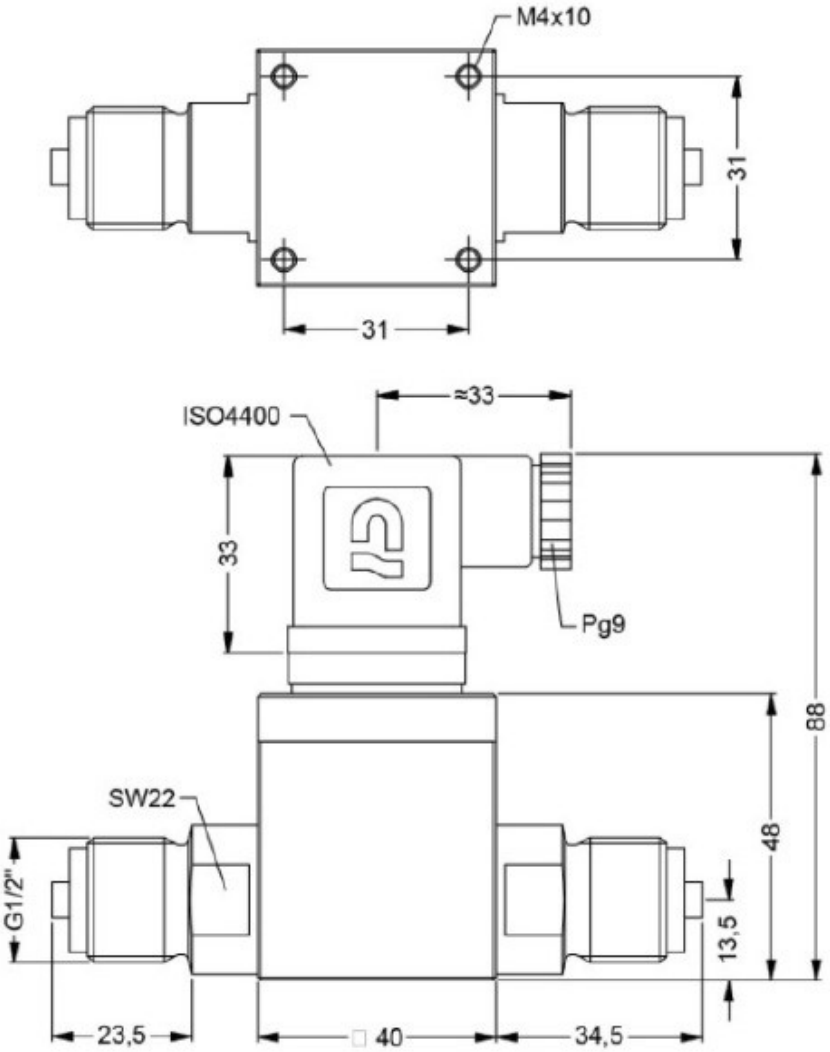

Wiring diagrams

2-wire-system (current)

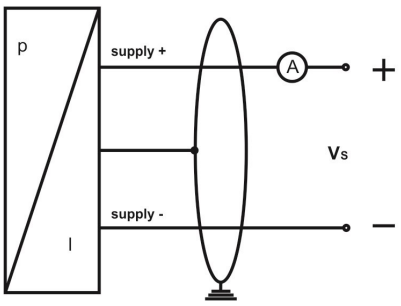

3-wire-system (voltage)

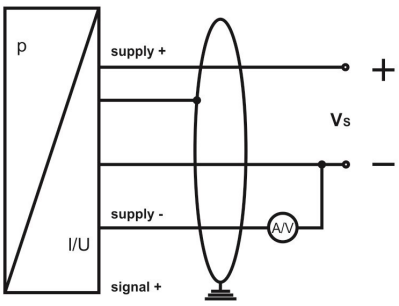

SUKU Druck- und Temperaturmesstechnik GmbH
Garnsdorfer Hauptstraße 109 • 09244 Lichtenau / Sachsen - GERMANY
Tel.: +49 37208 / 2717 • Fax: +49 37208 / 61713 • contact@suku.de • www.suku.de

© 2022 SUKU Druck- und Temperaturmesstechnik GmbH.
The specifications given in this document represent the state of engineering at the time of publishing. We reserve the right to make modifications to the specifications and materials.