


BOURDON TUBE PRESSURE GAUGE WITH GLYCERINE FILLING - STAINLESS STEEL CASE





DRUCK & TEMPERATUR

Nominal diameter 63

Connection position radial bottom or centric back



For measuring points with high dynamic pressure loads and vibrations. The lubricating effect of the glycerine has a favorable effect against increased wear out. The glycerine pressure gauges are suitable for gaseous and liquid media that do not attack copper alloys. They are equipped with a pressure-equalizing diaphragm.

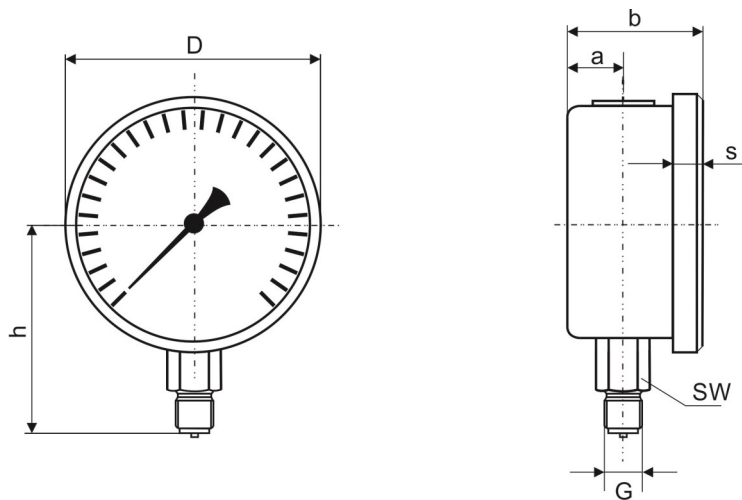
Type	4531	4541	Options
Nominal diameter	63		
Symbol			
Accuracy	Class 1,6 according to DIN EN 837-1		Class 1,0
Measuring ranges	0...1 bar up to 0...1000 bar, negative and/or positive overpressure		
Applications	Constant load: 3/4 x end of scale value Alternating load: 2/3 x end of scale value Short-term: end of scale value		
Case	Stainless steel with plug (ventilable for internal pressure compensation)		ABS
Ring	Triangular front ring flanged, stainless steel 1.4301, polished		
Case filling	Glycerine		Silicone oil
Wetted parts	Cu-alloy up to 400 bar, above 400 bar stainless steel		
Connection material	Cu-alloy		
Thread	G 1/4 B, SW 14		Others on request
Connection position	radial bottom	centric back	eccentric back
Window	Plastic, clear		Glass
Movement	Cu alloy		Stainless steel
Dial	Plastic ABS, white, with stop pin, double scale		Special scale
Pointer	Plastic, black		Mark pointer, drag indicator
Protection	IP 65		
Orifice			Ø 0,3, 0,4, 0,8 mm
Temperatures	Ambient temp.: -20°C bis +60°C, Medium: max. 60°C		
Mounting		Front flange , mounting bracket	

Type 4531, 4541

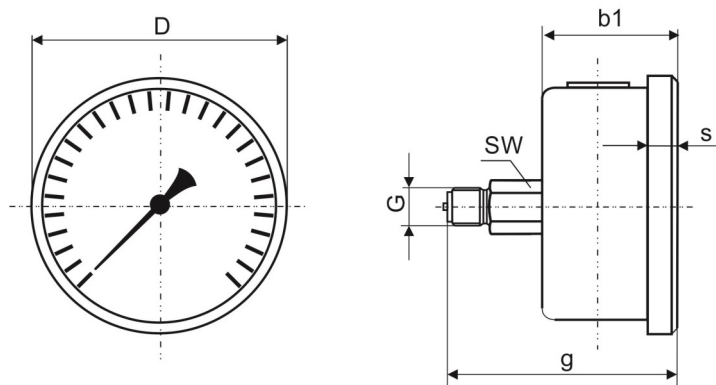
Dimensional drawings

Dimensions in mm

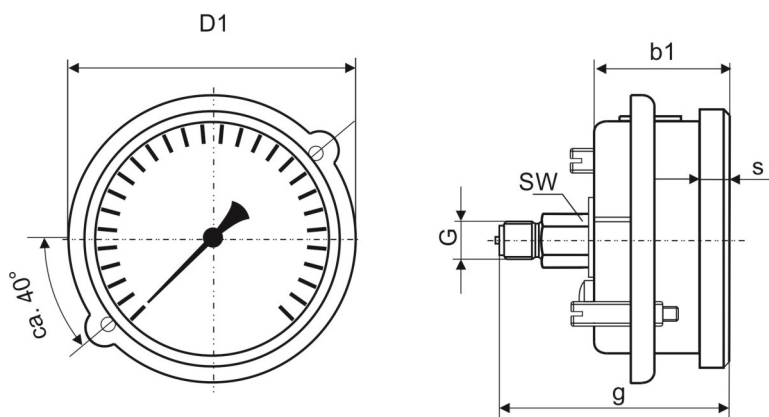
Type 4531



Type 4541



Type 4541 with mounting bracket



Type	NG	D	D1	a	b±0,5	b1±0,5	g	h±1	s	G	SW	Weight (kg) filled, without mounting
4531	63	68		10	31	-	-	54	6	G¼	14	approx. 0,21
4541	63	68	75	10	-	31	55	-	6	G¼	14	approx. 0,21